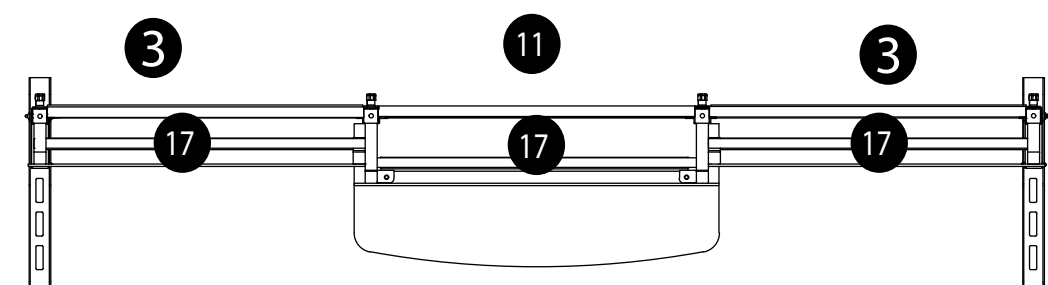
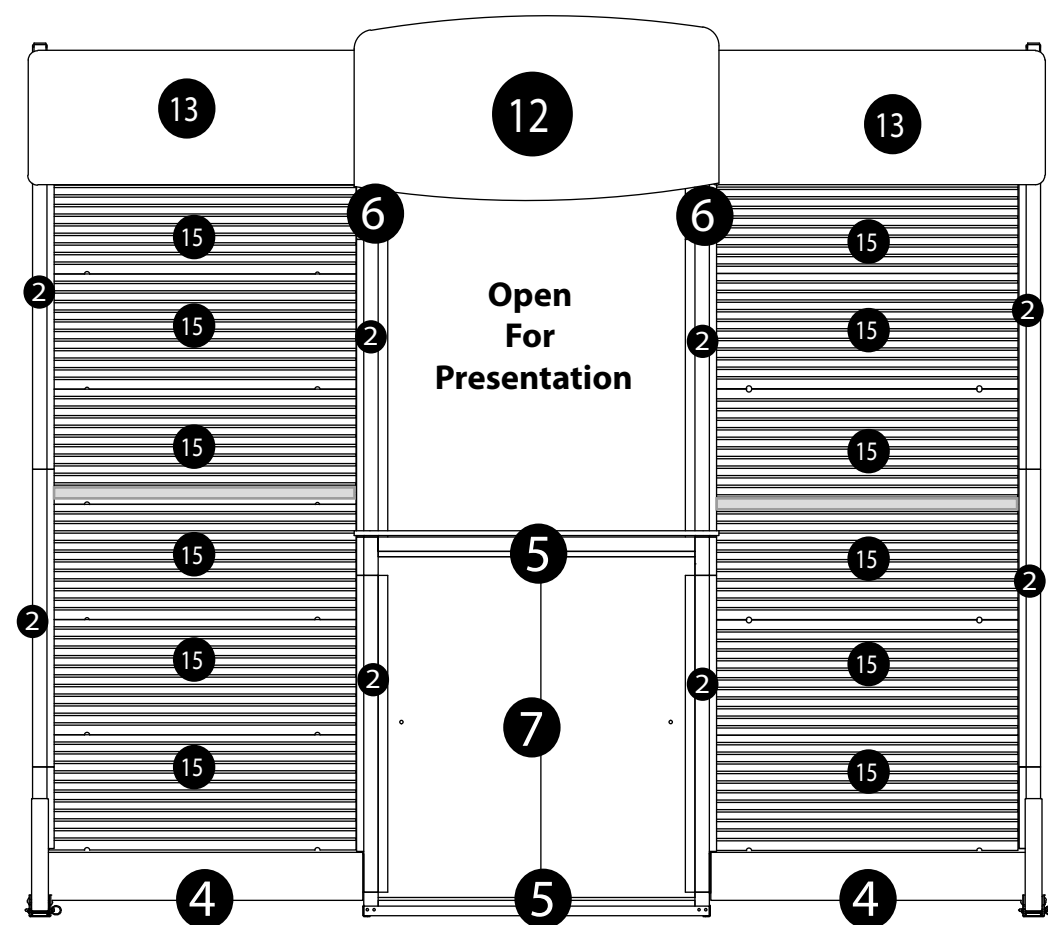
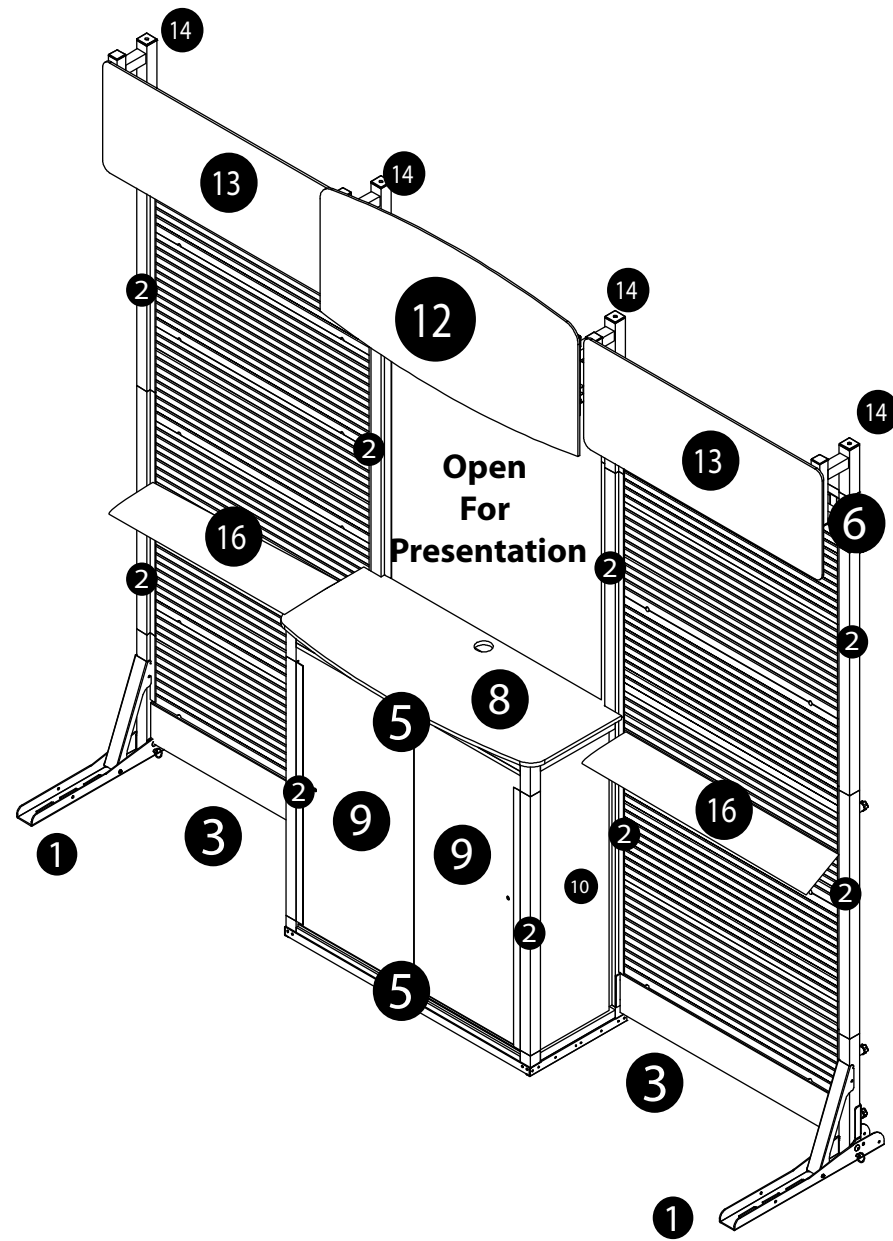



Display Design has changed since the writing of this Part description.  
 For example we now construct with a flat foot not what is shown in this illustration



## SWT-Table/Demo Display



- ① 2 Folding leg bases
- ② 10 - 31" Insert poles with twist and tighten knobs
- ③ 4 - 36" Cross braces
- ④ 2 Cross brace Covers in White, Black and Gray
- ⑤ 1 Top and 1 Bottom Four post Base and Table top frames
- ⑥ 4 Insert caps for top
- ⑦ 1 Vinyl covered inside Shelf
- ⑧ 1 CNC routed Counter top with vinyl covered and plastic bumpers (matching Frame Color)
- ⑨ 2 -Plastic Matching color Doors with Opening knobs 18 " x 36 " (matching Frame Color)
- ⑩ 2 - Plastic Side panels with Velcro (matching Frame Color)
- ⑪ 1 - SEG Fabric Graphic 36 " x 40 " with Silicone edges for easy install (Front or Back)
- ⑫ 1 - 12" X 38" Top header Styrene signs
- ⑬ 2 - Left and Right Styrene signs
- ⑭ 4 Sign insert brackets for easy hanging of signs.
- ⑮ 12 Slat Wall Panels 12" x 34"
- ⑯ 2 - 8" X 36" matching color shelves comes with 4 slat wall shelf arms
- ⑰ 3- LED Light bars for Top
- ⑱ Accessory bag
- ⑲ 4 Roto molded cases (not Included)
- ⑳ Installation Manual



Accessory Bag

